



flow chair/flow slim jean marie massaud

Designed for the home, the office and the community areas. Available with a wide range of bases and finishes.

materials:

The shell, made from polycarbonate through injection moulding, is mass-pigmented and available in the colours white and black. The shells have a standard double finish: gloss outside, and microgoffered inside. Flow Chair and Flow Slim seatings can be completed with upholstery: a thermoformed padded countershell with a small pad made from quilted polyurethane and polyester wadding.

Bases

The bases are supplied in the same colour of the shell available for Flow Chair and Flow Slim:

- 4-legged base in steel tube, painted matte white, matte graphite grey or chrome-plated.
- sled base in steel wire, painted matte white, matte graphite grey or chrome-plated.
- 4-legged steel base in folded sheet metal, painted matte white or matte graphite grey, with an aluminium coupling device painted in the same colour.
- 4-legged LEM base in double-layer tubular steel with connecting elements in steel wire, painted matte white or matte graphite grey.
- 5-point-star base in die-cast aluminium, painted matte white or matte graphite grey.
- height-adjustable 5-point-star base on castors, made of die-cast aluminium, painted matte white or matte graphite grey. Castors in the same colour of the base. Height adjuster (41.2/51.2 cm) crafted in steel.
- 360° swivel base with central leg in aluminium, painted gloss white or matte graphite grey.
- VN 4-legged oak base, frame of solid oak in a natural, brown or bleached finish, with a lacquered steel coupling device painted matte white or matte graphite grey.
- 4-legged oak base, frame of solid oak in a natural, brown or bleached finish, with a lacquered steel coupling device painted matte white or matte graphite grey.

Upholstered PAD: available both on Flow Chair and Flow Slim, made with polyurethane and polyester wadding, and with quilting that is thermally bonded to the fabric. This special manufacturing technique endows the texture patterns and the padding with a three-dimensional look, while ensuring quality and durability over time. Because of these special features, the upholstery covering cannot be removed.

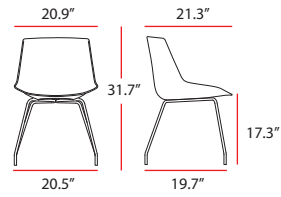
flow chair dimensions:

OPTIONS

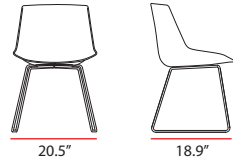
WHITE OR BLACK SHELL

PADDED SHELL

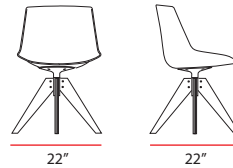
4-legged base



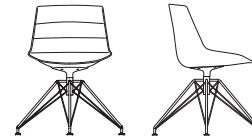
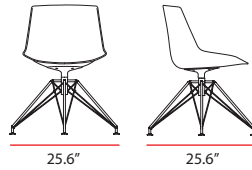
sled base



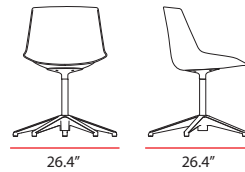
VN 4-legged steel base



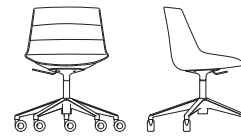
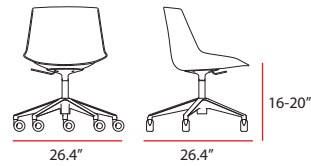
LEM 4-legged base



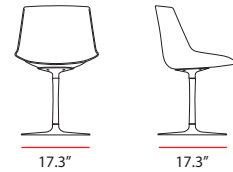
fixed 5 point-star base



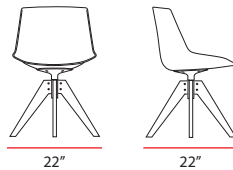
height-adjustable 5-point-star base on castors




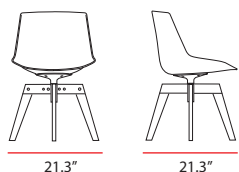
with central leg



VN 4-legged oak base



4-legged oak base



flow slim dimensions:

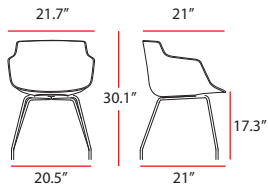
OPTIONS

WHITE OR BLACK SHELL

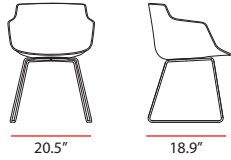
PADDED SHELL

XL PADDED SHELL

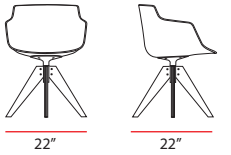
4-legged base



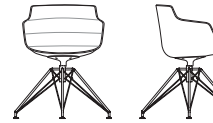
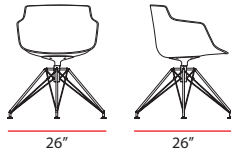
sled base



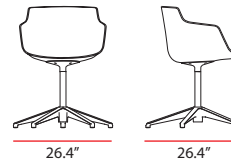
VN 4-legged steel base



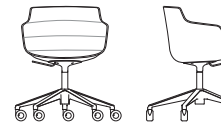
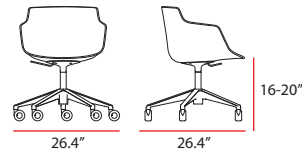
LEM 4-legged base



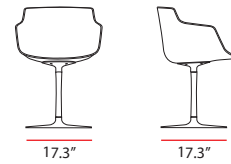
fixed 5 point-star base



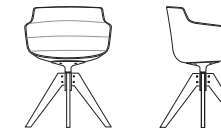
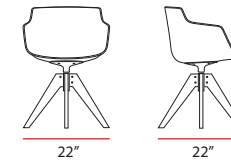
height-adjustable 5-point-star base on castors



with central leg



VN 4-legged oak base



4-legged oak base

